



USER MANUAL


Zagreb, September 2015

Contents

<i>Log-in to eBroker service</i>	<i>3</i>
<i>Starting with eBroker service</i>	<i>3</i>
<i>Payment of cash</i>	<i>5</i>
<i>Transfer of financial instruments</i>	<i>6</i>
<i>Main menu</i>	<i>7</i>
<i>Trading in financial instruments</i>	<i>8</i>
<i>Creating and editing of the list</i>	<i>9</i>
<i>Adding financial instruments to the list</i>	<i>12</i>
<i>Deletion of financial instrument from the list</i>	<i>12</i>
<i>Placing, modification and canceling of the order</i>	<i>13</i>
<i>Purchase</i>	<i>14</i>
<i>Sale</i>	<i>16</i>
<i>Modify</i>	<i>16</i>
<i>Cancel</i>	<i>21</i>
<i>Messages</i>	<i>23</i>
<i>Portfolio</i>	<i>25</i>
<i>Withdrawal of cash</i>	<i>26</i>
<i>Overviews</i>	<i>27</i>
<i>Orders</i>	<i>27</i>
<i>Transactions</i>	<i>28</i>
<i>Cash account transactions</i>	<i>29</i>
<i>Order requests</i>	<i>30</i>
<i>Cancellation requests</i>	<i>31</i>
<i>Withdrawal requests</i>	<i>32</i>
<i>Security transfer</i>	<i>33</i>
<i>Positions</i>	<i>35</i>
<i>My Profile</i>	<i>36</i>
<i>Document change history</i>	<i>37</i>

Log-in to eBroker service





The user logs in to the eBroker service (eBroker) on website www.rba.hr by clicking on Internet banking/eBroker.



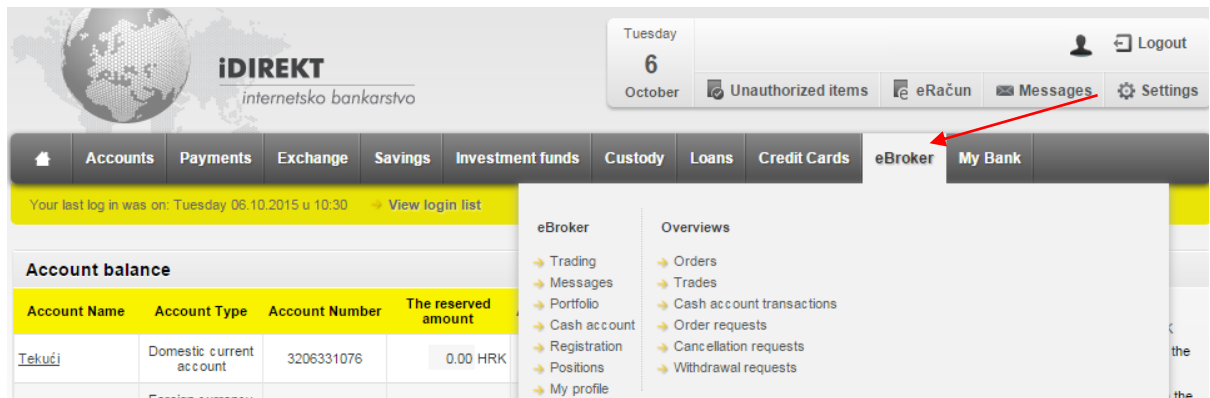
The screenshot shows the Raiffeisen Bank website interface. At the top right, there is a search bar with 'Browse' and a magnifying glass icon. Below the navigation menu, a yellow dropdown menu titled 'iDIREKT services' is open, showing 'LOGIN' options for 'PRIVATE INDIVIDUALS' and 'BUSINESS ENTITIES', both with a sub-option for 'Internet banking / eBroker'. Red arrows point to these options. Below the dropdown, there is a 'Head office location' link and a 'Secure on-line shopping' section with a logo for 'secure online shopping with RBA cards'. At the bottom right, there is a 'Raiffeisen Presents' section with the 'LIMUN.HR' logo.

Login to eBroker can be made in four ways:

1. Card reader
2. Identification token
3. mToken
4. SmartCard (ActiveKey USB)

Login type:				
	cap login	token login	mToken login	ActivKey USB, SmartCard USB
Token serial number:	<input type="text"/>			
One-time password:	<input type="text"/>			
	<input type="button" value="Continue"/>			

After login click on the eBroker menu.



iDIREKT
internetsko bankarstvo

Tuesday 6 October

Logout

Unauthorized items eRačun Messages Settings

Accounts Payments Exchange Savings Investment funds Custody Loans Credit Cards **eBroker** My Bank

Your last log in was on: Tuesday 06.10.2015 u 10:30 → View login list

Account balance

Account Name	Account Type	Account Number	The reserved amount
Tekući	Domestic current account	3206331076	0.00 HRK
Foreign currency			

eBroker

- Trading
- Messages
- Portfolio
- Cash account
- Registration
- Positions
- My profile

Overviews

- Orders
- Trades
- Cash account transactions
- Order requests
- Cancellation requests
- Withdrawal requests

Starting with eBroker service

Payment of cash

For purchase of financial instruments¹ cash should be deposited to the account of Raiffeisenbank Austria d.d. (RBA) in accordance with the *Payment instruction* which you received when signing up to the eBroker service. When making payment, please enter the *Credit reference code* from the *Payment instruction* in the *Credit ref. code* field.

Example of payment via iDIREKT Internet banking service:

domestic currency order	
Payers account number:	
Select a template:	<input type="text"/>
Fill-in from Executed payments from last 45 days:	<input type="text"/>
Recipients account number:	<input type="text" value="HR1824840081300069103"/> <input type="button" value="Check data"/>
Recipients name:	<input type="text" value="RAIFFEISENBANK AUSTRIA D.D."/>
City (recipients seat):	<input type="text" value="Zagreb"/>
Reference number:	HR 01 <input type="text" value="XXXXXX-01-X"/>
Payment description:	<input type="text" value="Buying financial instruments"/>
Purpose code:	<input type="text"/>
Execution date:	<input type="text" value="07.05.2014"/>
Amount:	<input type="text"/> HRK
<input type="button" value="Continue"/>	

After payment has been made, cash will be visible in *Cash Account* view in the main menu.

¹ Raiffeisenbank Austria dd can change the type of financial instrument, or individual financial instruments to which the service eBroker extends independently and without the need for explanation. The term financial instrument currently applies only to shares as defined in Article 3 of the Capital Markets Act (Official Gazette 88/08)

Transfer of financial instruments

If, by selecting *Positions* in the main menu, a financial instrument you wish to sell is not listed in the table *Positions* or if financial instrument you wish to sell is listed in the same table but the quantity you wish to sell is greater than the quantity stated in the table, the instrument has to be transferred into the RBA Brokers account. By selecting *Security transfer* in main menu you can submit a registration request as described in the *Securities transfer* chapter of this *User manual*. Upon receipt and processing of your request for transfer, you will receive a message containing *Registration request number*. To end the transfer procedure please contact the Central Depository & Clearing Company (CDCC) at +385 1 4607 300 and follow the instructions of the voice machine.

Data required for the transfer of financial instruments by phone are:

- CDCC account number
- PIN
- Registration request number

Procedure for transfer by phone:

1. dial +385 1 4607 300
2. after welcome message press 1 for the *Confirmation of registration request* menu
3. after response message press 1 for the *Confirmation of registration request*
4. enter your CDCC account number and press #
5. enter your PIN and presse #
6. enter the Registration request number and press #

Possible results of the confirmation procedure:

- a) the request has been confirmed and the financial instruments have been transferred into RBA Brokers account
- b) the request has been partially confirmed
- c) the confirmation of registration request has failed (wrong data input). If the request has not been confirmed, press 0 to reach a live operator.

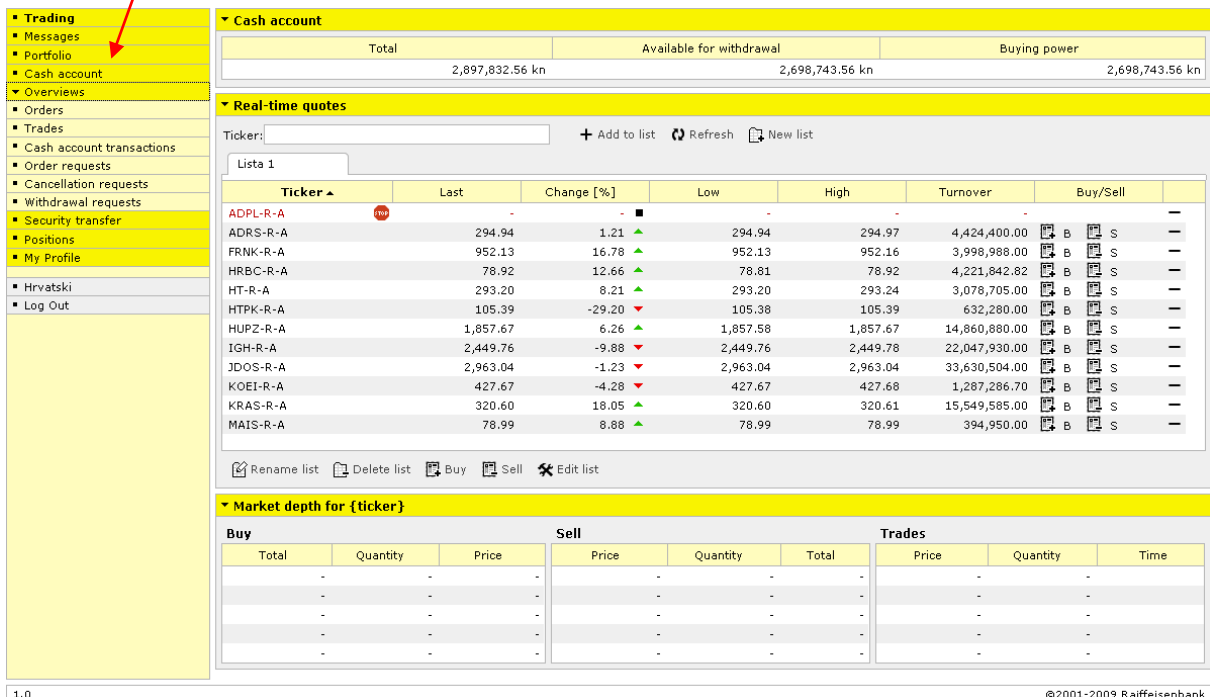
You can transfer financial instruments by phone every business day of the SKDD from 8:00h to 18:00h.

Main menu

Main menu of eBroker consists of:

- *Trading* → review of cash account balance, monitoring real time quotes of financial instruments and placing orders for purchase/sale of financial instruments
- *Messages* → review of messages
- *Portfolio* → review of portfolio balance
- *Cash account* → review of cash account balance, placing orders for withdrawal of cash
- *Overviews*
 - *Orders* → review of statuses and order execution, placing requests for cancellation of orders
 - *Trades* → review of orders executions
 - *Cash account transactions* → review of cash account turnover
 - *Order requests* → review of statuses of orders for purchase/sale of financial instruments
 - *Cancellation requests* → review of statuses of requests for cancellation of orders
 - *Withdrawal requests* → review of statuses of requests for withdrawal of cash
- *Security transfer* → placing requests for transfer of financial instruments and cancellation of requests
- *Positions* → review of financial instruments that are available for sale
- *My Profile* → review of user account data

- *Hrvatski* → eBroker version in Croatian language
- *Log-out* → log out of eBroker



Trading

- Messages
- Portfolio
- Cash account
- Overviews
 - Orders
 - Trades
 - Cash account transactions
 - Order requests
 - Cancellation requests
 - Withdrawal requests
 - Security transfer
 - Positions
 - My Profile
- Hrvatski
- Log Out

Cash account

Total	Available for withdrawal	Buying power
2,897,832.56 kn	2,698,743.56 kn	2,698,743.56 kn

Real-time quotes

Ticker: + Add to list Refresh New list

Lista 1

Ticker	Last	Change [%]	Low	High	Turnover	Buy/Sell
ADPL-R-A	-	-	-	-	-	-
ADRS-R-A	294.94	1.21 ▲	294.94	294.97	4,424,400.00	B S
FRNK-R-A	952.13	16.78 ▲	952.13	952.16	3,998,988.00	B S
HRBC-R-A	78.92	12.66 ▲	78.81	78.92	4,221,842.82	B S
HT-R-A	293.20	8.21 ▲	293.20	293.24	3,078,705.00	B S
HTPK-R-A	105.39	-29.20 ▼	105.38	105.39	632,280.00	B S
HUPZ-R-A	1,857.67	6.26 ▲	1,857.58	1,857.67	14,860,880.00	B S
IGH-R-A	2,449.76	-9.88 ▼	2,449.76	2,449.78	22,047,930.00	B S
JDOS-R-A	2,963.04	-1.23 ▼	2,963.04	2,963.04	33,630,504.00	B S
KOEI-R-A	427.67	-4.28 ▼	427.67	427.68	1,287,286.70	B S
KRAS-R-A	320.60	18.05 ▲	320.60	320.61	15,549,585.00	B S
MAIS-R-A	78.99	8.88 ▲	78.99	78.99	394,950.00	B S

Rename list Delete list Buy Sell Edit list

Market depth for {ticker}

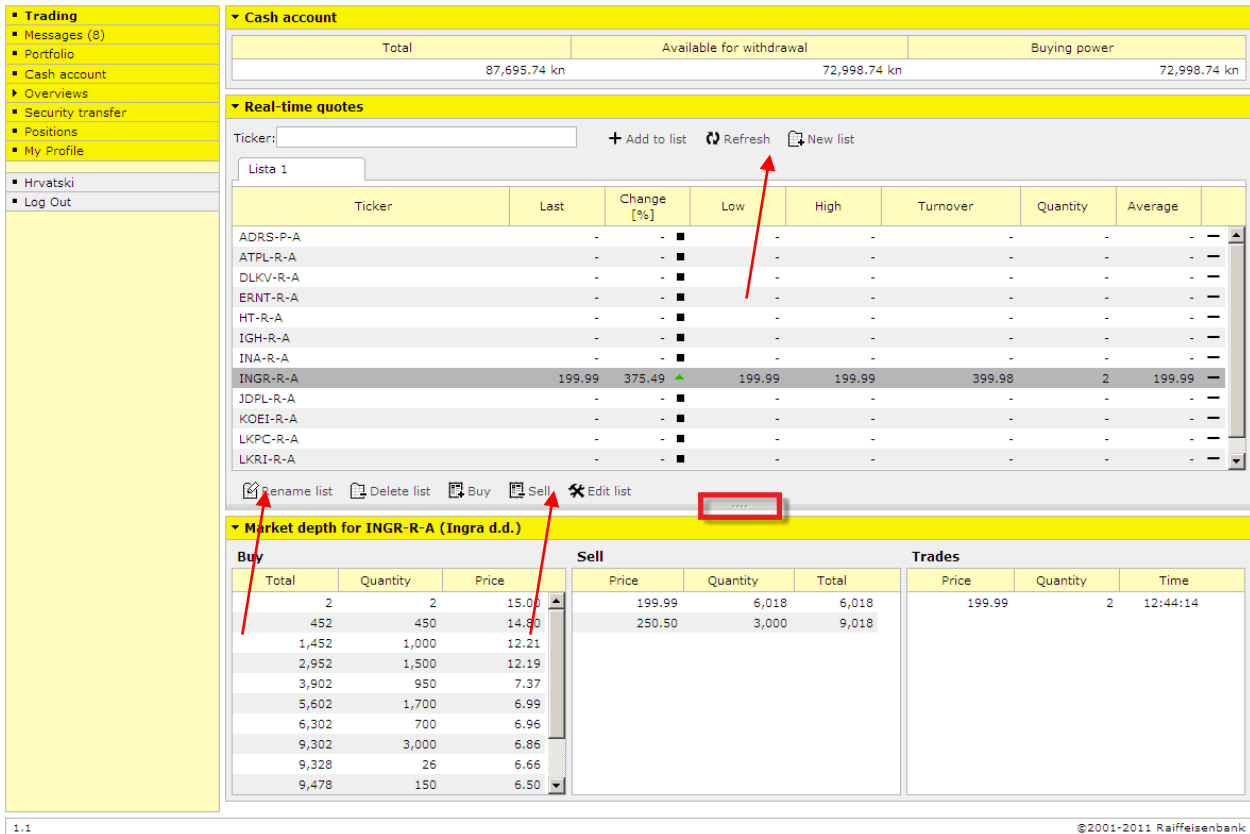
Buy			Sell			Trades		
Total	Quantity	Price	Price	Quantity	Total	Price	Quantity	Time
-	-	-	-	-	-	-	-	-
-	-	-	-	-	-	-	-	-
-	-	-	-	-	-	-	-	-
-	-	-	-	-	-	-	-	-

1.0 ©2001-2009 Raiffeisenbank

Trading in financial instruments

By selecting *Trading* in the main menu, you open a screen with the following reviews:

- *Cash account*
- *Real-time quotes*
- *Market depth*



The screenshot displays the trading interface with three main sections:

- Cash account:** Shows Total (87,695.74 kn), Available for withdrawal (72,998.74 kn), and Buying power (72,998.74 kn).
- Real-time quotes:** A table listing various financial instruments. The 'INGR-R-A' instrument is highlighted, showing a last price of 199.99, a change of 375.49%, and a low of 199.99. A red arrow points to the 'Refresh' button above the table.
- Market depth for INGR-R-A (Ingra d.d.):** Displays buy and sell orders. The 'Buy' section shows a total quantity of 2 at a price of 15.00. The 'Sell' section shows a total quantity of 6,018 at a price of 199.99. A red arrow points to the 'Buy' button above the table.

At the bottom of the interface, there is a status bar with '1.1' on the left and '©2001-2011 Raiffeisenbank' on the right.


Cash account displays:

- *Total* → total balance of cash on account for trading in financial instruments
- *Available for withdrawal* → cash available for withdrawal into current account
- *Buying power* → cash available for purchase of financial instruments.

Real-time quotes screen enables:

- creating a list of financial instruments whose real-time quotes on the Zagreb Stock Exchange (ZSE) you wish to monitor
- trading in a selected financial instrument.

Market depth screen displays top fifty offers for purchase and sale of the selected financial instrument as well as last fifty transactions in real time. To adjust the *Real-time quotes* window size click on the lower edge of the window and drag it to the size desired.

If trading in a particular financial instrument is suspended,  icon will appear next to the financial instrument whose trade has been suspended in the *Real-time quotes* screen.

List of financial instruments with accompanying daily trading limits can be found on www.zse.hr. Should the price, which you defined on your order for purchase/sale, exceed the range of initially set trading limits, a warning will appear defining the lowest and the highest price allowed for the selected financial instrument. The volatility interruption mechanism will be triggered in the event of entry in the trading system of an order

which, if filled, might result in the matching of one or more transactions that would exceed the range of trading limits. Volatility interruption mechanism has the same characteristics as the pre-opening session, during which is possible to place and cancel orders. The price at which transactions are matched at the end of the volatility interruption mechanism is determined by the algorithm used to determine the price in the pre-opening session, afterwards, continuous auction resumes. The volatility interruption may take 8 minutes, plus a variable ending which may take 5 minutes at most.



By clicking  you open a purchase/sale order authorization window.

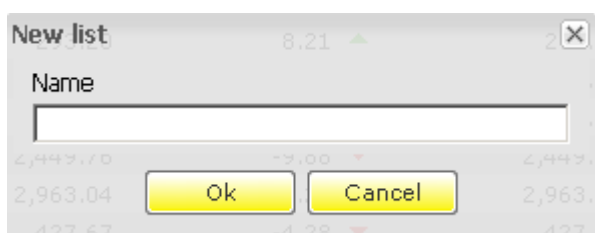
By clicking  you cancel placing of order for purchase/sale of the financial instrument.

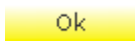
Trading can also be suspended if the Croatian Financial Services Supervisory Agency (CFSSA) and/or the Zagreb Stock Exchange establish by conducting a supervision of market activities, according to the Capital Market Act and other rules and regulations providing regulated market trading rules, that certain circumstances defined under the above mentioned rules and regulations have occurred.

It is not possible to place orders for purchase/sale of the financial instrument during trade suspension.

Creating and editing of the list

By clicking on  you open a window for creating a new list.

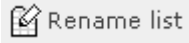
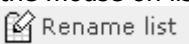



By entering the name of the list and clicking  the list is created and appears on the *Trading* screen.

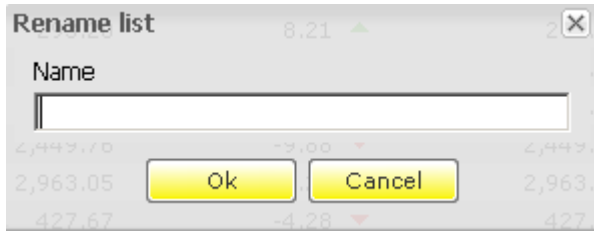
By clicking  you cancel the creating of the new list.

By clicking on the cards in the header of *Real-time quotes* table, you select the review of the desired list of financial instruments.


Name of the list is changed as follows:

- position the mouse on list + press the right mouse button and select 
- click on  at the bottom of the *Real-time quotes* table



By clicking on  you open a window for change of list name.




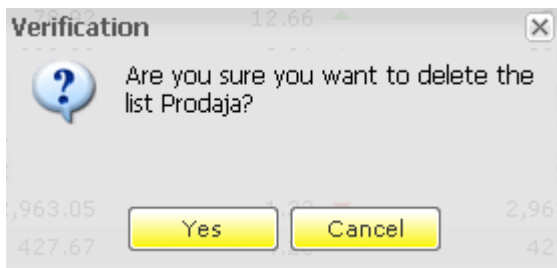
By entering a new name of the list and clicking  the list with the changed name is saved.


By clicking  you cancel the Rename list option.


The list is deleted as follows:


- position the mouse on the list + press the right mouse button and select  (Delete list)
- click on  at the bottom of the *Real-time quotes* table

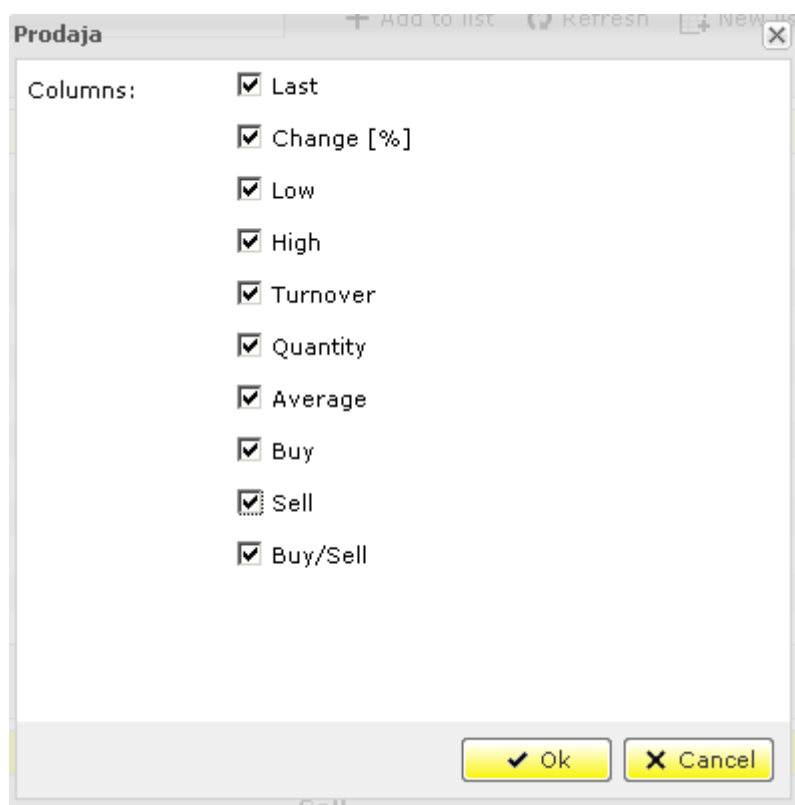
By clicking on  you open a window for deleting the list.




By clicking  you delete the selected list.

By clicking  you cancel the Delete list option.

By clicking on , you open a window for editing the list.



By ticking the desired items and clicking , you change the settings of the selected list.

By clicking , you cancel the change of the existing settings.

Adding financial instruments to the list

Enter the ticker of the financial instrument into the *Ticker* field – list of tickers of financial instruments traded on the Zagreb Stock Exchange can be found on www.zse.hr. By clicking on **+ Add to list**, financial instrument is added to the list.

▼ Cash account

Total	Available for withdrawal	Buying power
2,897,832.56 kn	2,628,393.56 kn	2,628,393.56 kn

▼ Real-time quotes

Ticker: **+ Add to list** Refresh New list

Prodaja

Ticker ▲	Last	Change [%]	Low	High	Turnover	Buy/Sell
ADPL-R-A	-	-	-	-	-	-
ADRS-R-A	294.94	1.21 ▲	294.94	294.97	4,424,400.00	B S
FRNK-R-A	952.13	16.78 ▲	952.13	952.16	3,998,988.00	B S
HRBC-R-A	78.92	12.66 ▲	78.81	78.92	4,221,842.82	B S
HT-R-A	293.20	8.21 ▲	293.20	293.24	3,225,310.00	B S
HTPK-R-A	105.39	-29.20 ▼	105.38	105.39	632,280.00	B S
HUPZ-R-A	1,857.67	6.26 ▲	1,857.58	1,857.67	14,860,880.00	B S
IGH-R-A	2,449.76	-9.88 ▼	2,449.76	2,449.78	22,047,930.00	B S
JDOS-R-A	2,963.05	-1.23 ▼	2,963.04	2,963.05	37,778,760.00	B S
KOEI-R-A	427.67	-4.28 ▼	427.67	427.68	2,570,296.70	B S
KRAS-R-A	320.60	18.05 ▲	320.60	320.61	19,909,881.00	B S
MAIS-R-A	79.01	8.90 ▲	78.99	79.01	513,435.00	B S

Rename list Delete list Buy Sell Edit list

▼ Market depth for {ticker}

Buy			Sell			Trades		
Total	Quantity	Price	Price	Quantity	Total	Price	Quantity	Time
-	-	-	-	-	-	-	-	-
-	-	-	-	-	-	-	-	-
-	-	-	-	-	-	-	-	-
-	-	-	-	-	-	-	-	-
-	-	-	-	-	-	-	-	-

©2001-2009 Raiffeisenbank

Deletion of financial instrument from the list

By positioning the mouse on the financial instrument you wish to delete from the list and clicking on the **-** icon in the last row of the *Real-time quotes* table, a window for deletion of financial instrument is opened.

▼ Real-time quotes

Ticker: **+ Add to list** Refresh New list

Prodaja

Ticker ▲	Last	Change [%]	Low	High	Turnover	Buy/Sell
ADPL-R-A	-	-	-	-	-	-
ADRS-R-A	294.94	1.21 ▲	294.94	294.97	4,424,400.00	B S
FRNK-R-A	952.13	16.78 ▲	952.13	952.16	3,998,988.00	B S
HRBC-R-A	78.92	12.66 ▲	78.81	78.92	4,221,842.82	B S
HT-R-A	293.20	8.21 ▲	293.20	293.24	3,225,310.00	B S
HTPK-R-A	105.39	-29.20 ▼	105.38	105.39	632,280.00	B S
HUPZ-R-A	1,857.67	6.26 ▲	1,857.58	1,857.67	14,860,880.00	B S
IGH-R-A	2,449.76	-9.88 ▼	2,449.76	2,449.78	22,047,930.00	B S
JDOS-R-A	2,963.05	-1.23 ▼	2,963.04	2,963.05	37,778,760.00	B S
KOEI-R-A	427.66	-4.28 ▼	427.66	427.68	3,853,306.70	B S
KRAS-R-A	320.60	18.05 ▲	320.60	320.61	19,909,881.00	B S
MAIS-R-A	79.01	8.90 ▲	78.99	79.01	513,435.00	B S

Rename list Delete list Buy Sell Edit list

Verification: Are you sure you want to delete from the list? Yes Cancel

By clicking **Yes** you delete the selected financial instrument from the list.

By clicking **Cancel** you cancel the deletion of the financial instrument from the list.

Placing, modification and canceling of the order







Trading in financial instruments is organized as:

- regular trading,
- special trading regime.

Regular trading shall take place each work day on which trading is done (trading day) between 9:15 a.m. and 4:30 p.m. Trading under a special regime shall take place between 11:00 a.m. and 1:00 p.m. List of financial instruments trading in regular and special regime is given on www.zse.hr.

Orders for purchase/sale and requests for cancellation of orders for purchase/sale of financial instruments under regular trading can be placed every business day of the ZSE between 9:00 a.m. and 4:30 p.m. Orders for purchase/sale and requests for cancellation of orders for purchase/sale of financial instruments under special trading regime can be placed every business day of the ZSE between 11:00 a.m. and 4:30 p.m. List of non-working days of the ZSE is given on www.zse.hr.

Orders can be placed as follows:

- position the mouse on financial instrument + press the right mouse button and select  Buy for purchase or  Sell for sale of the financial instrument
- click on  Buy for purchase and on  Sell for sale of the financial instrument at the bottom of the *Real-time quotes* table
- click on  B for purchase and on  S for sale of the financial instrument in the Buy/Sell row of the *Real-time quotes* table

Total			Available for withdrawal			Buying power		
2,897,832.56 kn			2,628,393.56 kn			2,628,393.56 kn		

Ticker	Last	Change [%]	Low	High	Turnover	Buy/Sell
ADPL-R-A	-	-	-	-	-	-
ADRS-R-A	294.94	1.21 ▲	294.94	294.97	5,014,320.00	
FRNK-R-A	952.13	16.78 ▲	952.13	952.16	3,998,988.00	
HRBC-R-A	78.92	12.66 ▲	78.81	78.92	4,221,842.82	
HT-R-A	293.20	8.21 ▲	293.20	293.24	3,225,310.00	
HTPK-F	105.39	-29.20 ▼	105.38	105.39	632,280.00	
HUPZ-F	1,857.67	6.26 ▲	1,857.58	1,857.67	14,860,880.00	
IGH-R-A	2,449.76	-9.88 ▼	2,449.76	2,449.78	22,047,930.00	
JDOS-R-A	2,963.05	-1.23 ▼	2,963.04	2,963.05	37,778,760.00	
KOEI-R-A	427.66	-4.28 ▼	427.66	427.68	3,853,306.70	
KRAS-R-A	320.60	18.05 ▲	320.60	320.61	19,909,881.00	
MAIS-R-A	79.01	8.90 ▲	78.99	79.01	513,435.00	

Buy			Sell			Trades		
Total	Quantity	Price	Price	Quantity	Total	Price	Quantity	Time
96,268	96,268	293.20	293.32	9,765	9,765	293.20	500	11:23:13
272,753	176,485	293.19	293.33	31,295	41,060	293.20	4,000	11:01:04
486,903	214,150	293.18	293.34	5,000	46,060	293.24	500	11:01:04
676,453	189,550	293.17	293.35	1,500	47,560	293.24	1,000	10:56:13
745,903	69,450	293.16	293.36	89,273	136,833	293.20	5,000	10:00:00

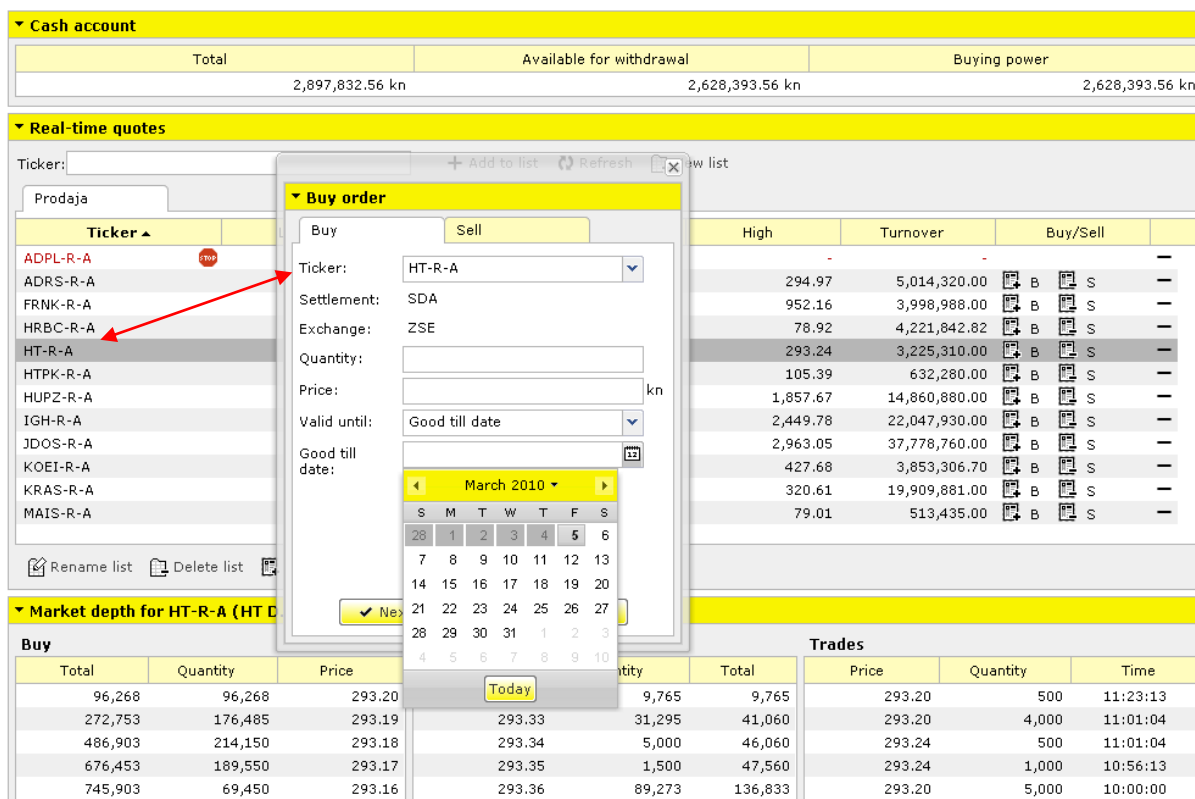
©2001-2009 Raiffeisenbank

Purchase

Before placing the purchase order, it is necessary that Your *Buying power* balance is higher or equal to the amount of purchase increased by brokerage fee (tariff of fees for purchase/sale of financial instruments can be found on RBA web pages).

The procedure for the payment of cash to the RBA's account with the purpose for trading in financial instruments is described in chapter *Starting with eBroker service* → *Payment of cash*.

By clicking on  Buy you open *Buy order* window.



The screenshot displays the eBroker interface with the following sections:

- Cash account:**

Total	Available for withdrawal	Buying power
2,897,832.56 kn	2,628,393.56 kn	2,628,393.56 kn
- Real-time quotes:** A table listing various financial instruments with columns for High, Turnover, and Buy/Sell status.
- Buy order window:** A modal window for placing a buy order. It includes fields for:
 - Ticker: HT-R-A
 - Settlement: SDA
 - Exchange: ZSE
 - Quantity: [input field]
 - Price: [input field] kn
 - Valid until: Good till date
 - Good till date: [calendar]
- Market depth for HT-R-A (HT R-A):** A table showing bid and ask prices and quantities.
- Trades:** A table showing recent trade transactions with columns for Price, Quantity, and Time.

©2001-2009 Raiffeisenbank

eBroker automatically draws into the *Ticker* field the ticker of financial instrument you were positioned on at the moment of placing the order. If the *Ticker* field does not draw the ticker of the financial instrument you wish to buy, you can change the ticker manually.

CDCC in the *Settlement* field is an abbreviation for the Central Depository & Clearing Company.

ZSE in the *Market* field is an abbreviation for the Zagreb Stock Exchange.

Quantity field serves for entering number of the financial instrument you wish to buy.

Price field serves for entering price in domestic currency (HRK).

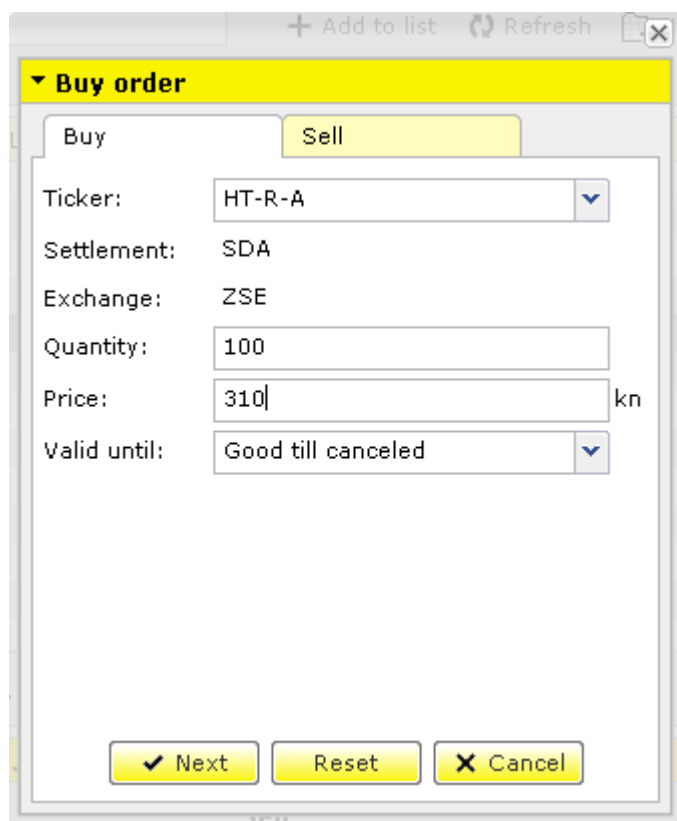
In the *Valid until* field you select validity period of the order:


- *Today*
- *Good till date* – *Good till date* field will appear together with calendar which enables you to select the validity date² of order

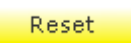
² eBroker enables entries of the following date formats:


- *Good till cancelled*

Maximum order validity period (*Good till date* and *Good till cancelled*) is 2 months from the day of opening the order.

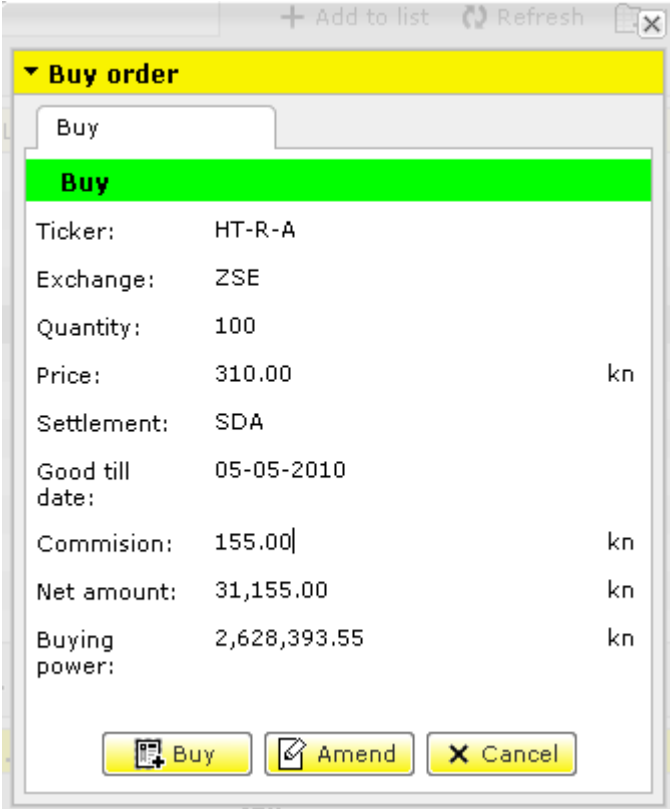


By clicking  you open a purchase order authorization window.

By clicking  you delete the parameters entered into *Quantity*, *Price* and *Valid until* fields.

By clicking  you cancel placing the order.

-
- dd.mm.yyyy
 - dd/mm/yyyy
 - dd-mm-yyyy




Buy order

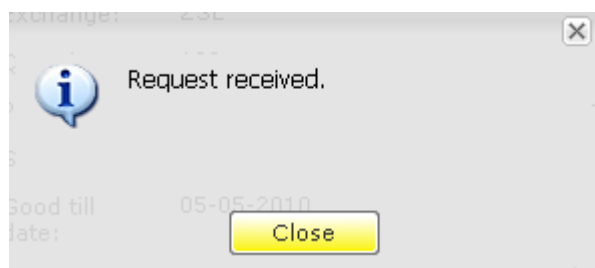
Buy

Buy

Ticker: HT-R-A
Exchange: ZSE
Quantity: 100
Price: 310.00 kn
Settlement: SDA
Good till date: 05-05-2010
Commission: 155.00 kn
Net amount: 31,155.00 kn
Buying power: 2,628,393.55 kn

Buy Amend Cancel

By clicking on  **Buy**, the order is sent for processing. If the order has been processed successfully, a window will appear containing the message about successful receipt of order. The order is considered received when it acquires one of the following statuses: *Open*, *Executed*, *Expired* or *Cancelled* in the *Overviews* → *Orders* in the main menu.



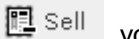
By clicking on  **Amend** you can change order details.

By clicking on  **Cancel** you cancel placing the order.

Sale

You can place an order for sale if the quantity of financial instrument you want to sell is equal to or less than the quantity of shares specified in the *Positions* review in the main menu.

The procedure for transfer of financial instruments by calling CDCC is described in chapter *Starting with eBroker service* → *Transfer of financial instruments*.

By clicking on  **Sell**, you open *Sell order* window.

▼ Cash account

Total	Available for withdrawal	Buying power
2,897,832.56 kn	2,597,238.56 kn	2,597,238.56 kn

▼ Real-time quotes

Ticker: + Add to list Refresh New list

Prodaja

Ticker ▲	Last	Change [%]	Low	High	Turnover	Buy/Sell
ADPL-R-A				294.97	5,014,320.00	B S
ADRS-R-A				952.16	3,998,988.00	B S
FRNK-R-A				78.92	4,221,842.82	B S
HRBC-R-A				293.32	3,254,631.00	B S
HT-R-A				105.39	632,280.00	B S
HTPK-R-A				1,857.67	18,576,100.00	B S
HUPZ-R-A				2,449.78	23,272,815.00	B S
IGH-R-A				2,963.05	37,778,760.00	B S
JDOS-R-A				427.71	6,419,476.80	B S
KOEI-R-A				320.61	20,551,101.00	B S
KRAS-R-A				79.01	829,395.00	B S
MAIS-R-A						B S

▼ Sell order

Buy Sell

Ticker: HT-R-A

Withdrawal: Yes

Exchange: ZSE

Quantity:

Price: kn

Valid until: Good till canceled

Next Reset Cancel

▼ Market depth for HT-R-A (HT D)

Buy		Sell		Total
Total	Quantity	Price	Quantity	
96,268	96,268	293.19	31,295	9,665
272,753	176,485	293.33	5,000	40,960
486,903	214,150	293.18	1,500	45,960
676,453	189,550	293.17	89,273	47,460
745,903	69,450	293.16		136,733

Trades

Total	Price	Quantity	Time
	293.32	100	11:57:13
	293.20	500	11:23:13
	293.20	4,000	11:01:04
	293.24	500	11:01:04
	293.24	1,000	10:56:13

©2001-2009 Raiffeisenbank

eBroker automatically draws into the *Ticker* field the ticker of financial instrument you were positioned on at the moment of placing the order. If the *Ticker* field does not draw the ticker of the financial instrument you wish to buy, you can change the ticker manually.

You can select in the *Withdrawal* field if you want the cash to be withdrawn in case of partial or complete execution of the sale order. In that case, withdrawal of cash refers only to the order you place and is not connected with the settings for withdrawal of cash in the *My Profile*.

ZSE in the *Market* field is an abbreviation for the Zagreb Stock Exchange.

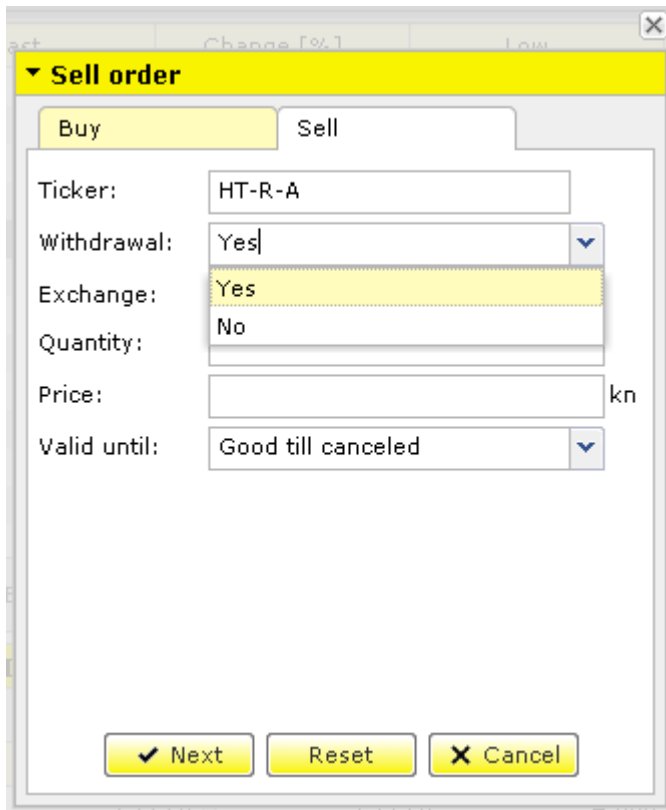
Quantity field serves for entering number of the financial instrument you wish to sell.


Price field serves for entering price in domestic currency (HRK).

In the *Valid until* field you select validity period of the order:

- *Today*
- *Good till date* – *Good till date* format will appear together with calendar which enables you to select the validity date of order
- *Good till cancelled*

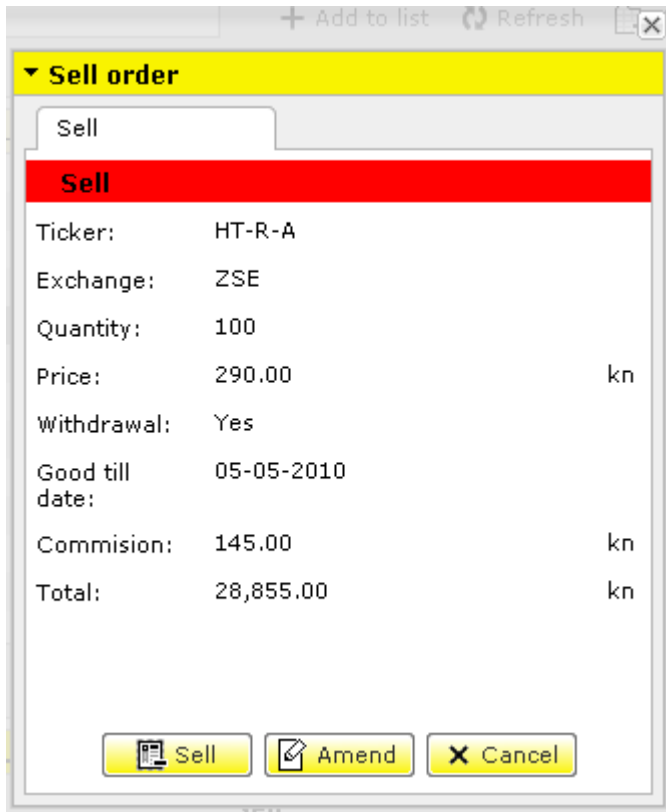
Maximum order validity period (*Good till date* and *Good till cancelled*) is 2 months from the day of opening the order.




By clicking on  you open a sale order authorization window.

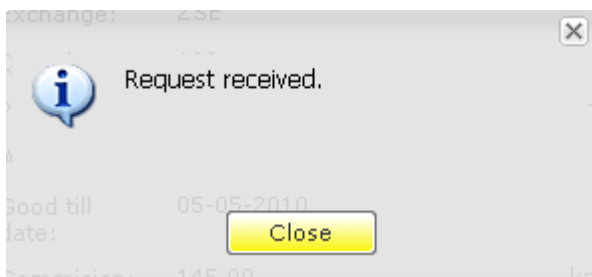
By clicking on  you delete the parameters entered into *Quantity*, *Price* and *Valid until* fields.


By clicking on  you cancel placing the order.




Ticker:	HT-R-A	
Exchange:	ZSE	
Quantity:	100	
Price:	290.00	kn
Withdrawal:	Yes	
Good till date:	05-05-2010	
Commision:	145.00	kn
Total:	28,855.00	kn


By clicking on , the order is sent for processing. If the order has been processed successfully, a window will appear containing the message about successful receipt of order. The order is considered received when it acquires one of the following statuses: *Open*, *Executed*, *Expired* or *Cancelled* in the *Overviews* → *Orders* in the main menu.




By clicking  you can change the order details.

By clicking  you can change the order details.

Modify

Requests for modification of orders for purchase/sale of financial instruments can be placed by clicking  at the bottom of the Orders table (*Overviews* → *Orders*).

Status	Order tag	Type	Ticker	Quantity	Price	Entry time	Valid until	Cancellation date
Open	178938	P	DLKV-R-A	200	110.00	13.05.2014 09:07:03	13.07.2014	
Canceled	178937	K	BLJE-R-A	80	40.00	12.05.2014 13:25:45	12.07.2014	12.05.2014 13:31:09
Canceled	178936	K	INGR-R-A	1,500	5.00	09.05.2014 11:15:58	09.07.2014	12.05.2014 13:23:38
Expired	178818	P	DLKV-R-A	40	1,500.00	27.03.2014 13:38:51	30.04.2014	
Canceled	178817	P	DLKV-R-A	1,600	20.00	27.03.2014 12:50:15	27.03.2014	27.03.2014 13:38:20

By clicking  **Modify** you open modify order window where you can modify the quantity, price and the validity of the order.

When modifying the quantity, you are modifying the total quantity, and not the balance of the order. For example, if you have an order with total quantity of 100, you get a partial fill with 50 traded, and you wish to increase the quantity by 10, in the Quantity box you need to enter 110, and not 60.

When modifying the validity of the order, the maximum order validity period (*Good till date* and *Good till cancelled*) is 2 months from the day of opening the order.

Modify sell order

Sell

Ticker:


Withdrawal:


Exchange:

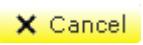
Quantity:

Price: kn

Valid until:

By clicking  you open a purchase order authorization window.

By clicking  you delete the parameters entered into *Quantity*, *Price* and *Valid until* fields.

By clicking  you cancel placing the order.

▼ Modify sell order

Sell

Sell

Ticker: DLKV-R-A

Exchange: ZSE

Quantity: 200

Price: 111.00 kn

Withdrawal: No

Good till date: 07-19-2014

Commision: 111.00 kn

Total: 22,089.00 kn

Yes
 Amend
 Cancel

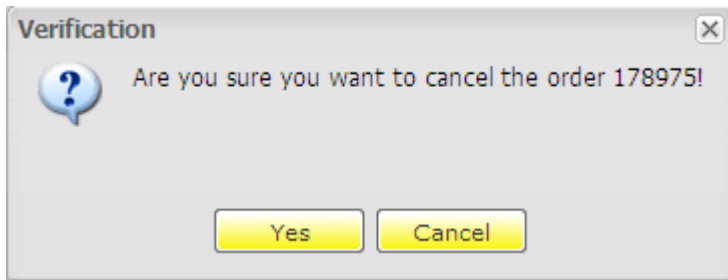
By clicking on **Yes**, the order is sent for processing. If the order has been processed successfully, a window will appear containing the message about successful receipt of order. The order is considered received when it acquires one of the following statuses: *Open*, *Executed*, *Expired* or *Cancelled* in the *Overviews* → *Orders* in the main menu.

Cancel

Requests for cancellation of orders for purchase/sale of financial instruments can be placed by choosing the order you wish to cancel and clicking **Cancel** in *Overviews* → *Orders* in the main menu.

▼ Orders									
From: 03-29-2014		to: 05-28-2014		Status: Open	Type: (All)	Search		PDF XLS	
Status	Order tag	Type	Ticker	Quantity	Price	Entry time	Valid until	Cancellation date	
Open	178975	P	DLKV-R-A	200	110.00	19.05.2014 12:35:40	19.07.2014		
Open	178947	K	ATGR-R-A	29	192.00	15.05.2014 12:49:58	15.07.2014		
<div style="display: flex; justify-content: space-between; align-items: center;"> Page 1 of 1 Modify Cancel Details Displaying 1 - 2 of 2 </div>									
Execution									
Type	Trade time	Ticker	ISIN	Price	Quantity	Turnover	Commision	Exchange	
There were no executions for selected order.									

By clicking **Cancel** you open cancel order authorization window.



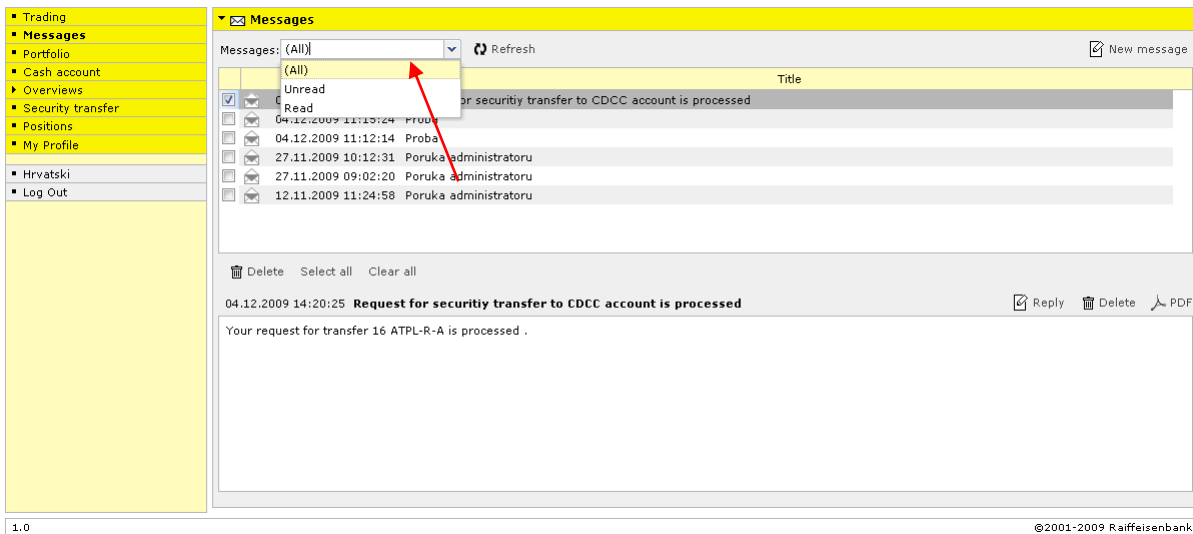
By clicking  your cancellation request is sent for processing.

By clicking  you cancel the cancellation request.


The order is considered cancelled when it acquires status *Cancelled* in the *Overviews* → *Orders* in the main menu.

Messages

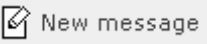

By selecting *Messages* in the main menu, you open a screen with the review of messages.

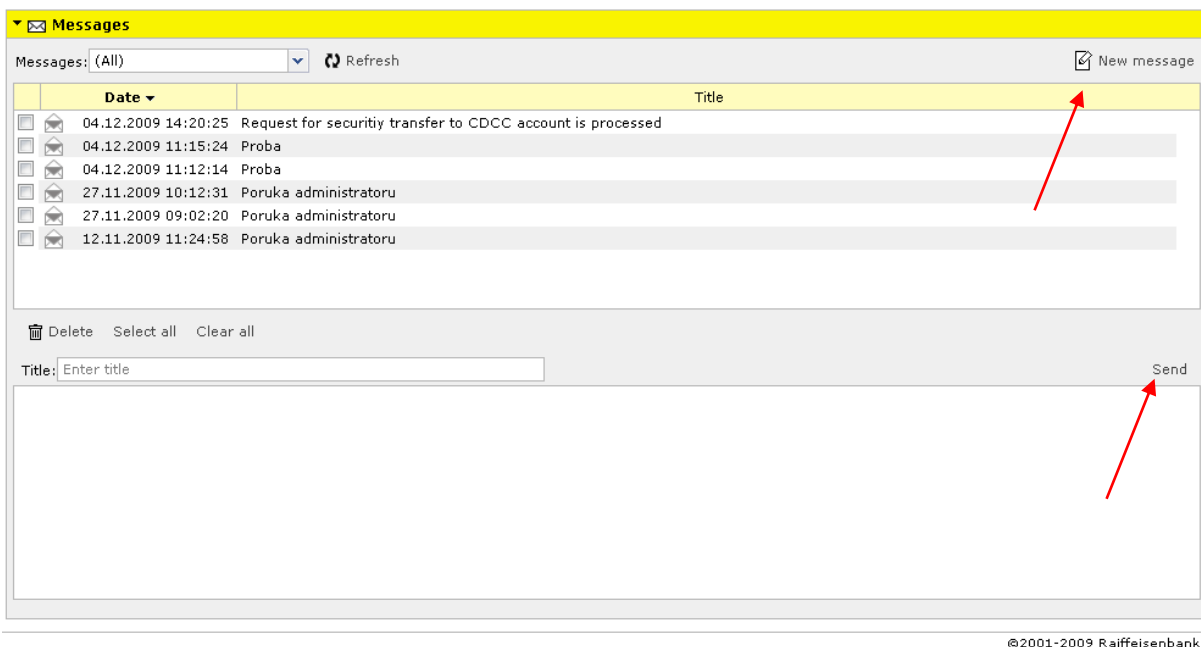


1.0 ©2001-2009 Raiffeisenbank

By clicking on  , you can select the message to be printed in .pdf format.


How to send a message?

- click on  New message
- enter message title into the *Title* field
- enter message text
- click on  Send



©2001-2009 Raiffeisenbank

How to delete a message?

- select the message you want to delete
- click on  Delete

Trading
Messages
Portfolio
Cash account
Overviews
Security transfer
Positions
My Profile
Hrvatski
Log Out

Messages


Messages: (All) Refresh New message

Date	Title
04.12.2009 14:20:25	Request for security transfer to CDCC account is processed
04.12.2009 11:15:24	Proba
04.12.2009 11:12:14	Proba
27.11.2009 10:12:31	Poruka administratoru
27.11.2009 09:02:20	Poruka administratoru
12.11.2009 11:24:58	Poruka administratoru

Delete Select all Clear all

04.12.2009 14:20:25 **Request for security transfer to CDCC account is processed** Reply Delete PDF

Your request for transfer 16 ATPL-R-A is processed .



Portfolio

By selecting *Portfolio* in the main menu, you open a screen containing data on your portfolio balance. When calculating yield and current value of your portfolio, eBroker uses top offers for purchase of financial instruments contained in your portfolio. If a particular financial instrument has no offer for purchase, close price³ of the previous trading day will be used for calculation. If there are no data on close price of the previous trading day, eBroker will use historical data on close price for calculation of yield and current value of your portfolio. If there are no historical data on close price for the selected financial instrument, eBroker will use the price of 0.00 kn for calculation of yield and current value of your portfolio.

Quantity represents balance of financial instruments on your account at CDCC registered with RBA increased (reduced) by the executed unsettled purchase (sale) transactions.

Issuer	Ticker	Quantity	Average price	Last	Unrealized gain/loss	Yield [%]	Portfolio weight [%]	Current value
VETERINA D.D.	VERN-R-A	100	67.54 kn	67.43 kn	-11.00 kn	-0.16 ▼	0.72	6,743.00 kn
Tankerska plovodba d.d.	TNPL-R-A	10	1,802.00 kn	2,366.76 kn	5,647.60 kn	31.34 ▲	2.52	23,667.60 kn
TLM TVORNICA LAKIH METALA D.D.	TLM-R-A	70	158.19 kn	54.91 kn	-7,229.60 kn	-65.29 ▼	0.41	3,843.70 kn
Tehnika d.d.	THNK-R-A	9	1,905.00 kn	2,199.02 kn	2,646.18 kn	15.43 ▲	2.11	19,791.18 kn
INA D.D.	INA-R-A	5	1,517.93 kn	0.00 kn	-7,589.65 kn	-100.00 ▼	0.00	0.00 kn
Jadroplov d.d.	JDPL-R-A	100	190.01 kn	184.27 kn	-574.00 kn	-3.02 ▼	1.97	18,427.00 kn
Kraš d.d.	KRAS-R-A	100	320.61 kn	320.63 kn	2.00 kn	0.01 ▲	3.42	32,063.00 kn
HT D.D.	HT-R-A	480	278.16 kn	293.20 kn	7,219.20 kn	5.41 ▲	15.01	140,736.00 kn
Ericsson Nikola Tesla d.d.	ERNT-R-A	10	1,500.00 kn	1,499.46 kn	-5.40 kn	-0.04 ▼	1.60	14,994.60 kn
Elektropromet d.d.	ELPR-R-A	100	203.05 kn	117.72 kn	-8,533.00 kn	-42.02 ▼	1.26	11,772.00 kn
BELJE d.d.	BLJE-R-A	515	91.80 kn	0.00 kn	-47,277.00 kn	-100.00 ▼	0.00	0.00 kn
Dalekovod d.d.	DLKV-R-A	300	226.17 kn	226.46 kn	87.00 kn	0.13 ▲	7.25	67,938.00 kn
Dioki d.d.	DIOK-R-A	258	142.68 kn	164.96 kn	5,748.24 kn	15.62 ▲	4.54	42,559.68 kn
AD Plastik d.d.	ADPL-R-A	243	47.16 kn	50.85 kn	896.67 kn	7.82 ▲	1.32	12,356.55 kn
Atlantska plovodba d.d.	ATPL-R-A	448	1,147.33 kn	1,198.94 kn	23,121.28 kn	4.50 ▲	57.30	537,125.12 kn
ATLANTIC GRUPA	ATGR-R-A	10	530.00 kn	537.16 kn	71.60 kn	1.35 ▲	0.57	5,371.60 kn
Portfolio current value:			937,389.03 kn					
Cash:			2,897,832.56 kn					
Total portfolio value:			3,835,221.59 kn					

Disclaimer
The figures in in Portfolio report are for informational purposes only.

1.0

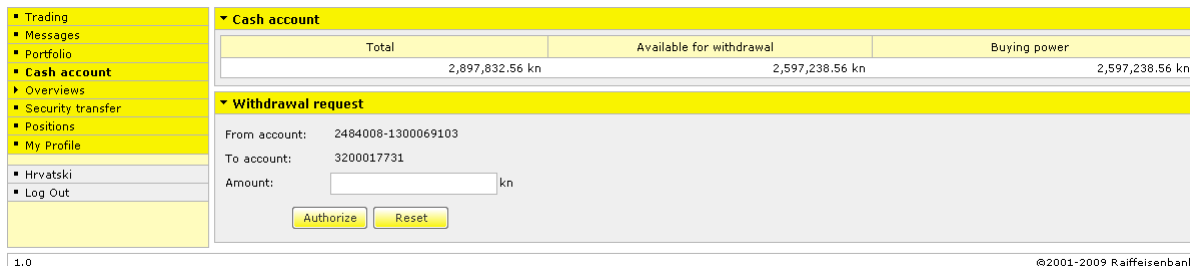
©2001-2009 Raiffeisenbank

By clicking on  PDF and  XLS you can select the screen to be printed in .pdf or .xls format.

³ Close price is equal to the average price

Withdrawal of cash

By selecting *Cash account* in the main menu, you open a screen which gives review of cash account balance and enables you to place a request for withdrawal of cash.



The screenshot shows the 'Cash account' section with a table of balances and a 'Withdrawal request' form. The table shows:

Total	Available for withdrawal	Buying power
2,897,832.56 kn	2,597,238.56 kn	2,597,238.56 kn

The 'Withdrawal request' form includes the following fields:

- From account: 2484008-1300069103
- To account: 3200017731
- Amount: kn

Buttons for 'Authorize' and 'Reset' are visible at the bottom of the form.

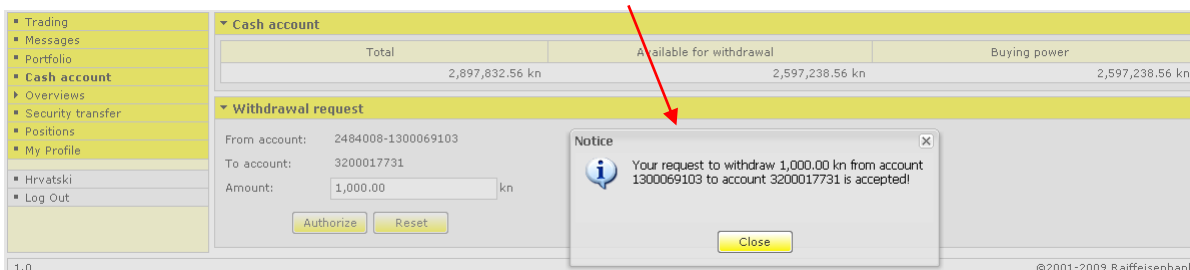
Cash account displays:

- *Total* → total balance of cash on account for trading in financial instruments
- *Available for withdrawal* → cash available for withdrawal into current account
- *Buying power* → cash available for purchase of financial instruments.

Number of account from which the cash is withdrawn is entered into the *From account* field. Number entered into the field is the same as the number of account for payment of cash intended for trading in financial instruments.

Number of current account which you specified in the Application for eBroker service is entered into the *To account* field.

Enter kuna amount⁴ that you wish to be withdrawn to your current account into the *Amount* field. By entering the amount and clicking on **Authorize**, the request for withdrawal is sent for processing. If the request has been processed successfully, a screen will appear containing the message about successful processing of request.



This screenshot is similar to the previous one, but with the 'Amount' field set to '1,000.00' and a 'Notice' dialog box displayed. The notice reads: 'Your request to withdraw 1,000.00 kn from account 1300069103 to account 3200017731 is accepted!'. A red arrow points to the 'Authorize' button in the previous screenshot.

By clicking **Reset** you empty the *Amount* field.

⁴ if the amount has decimal places, you should separate them by '.'

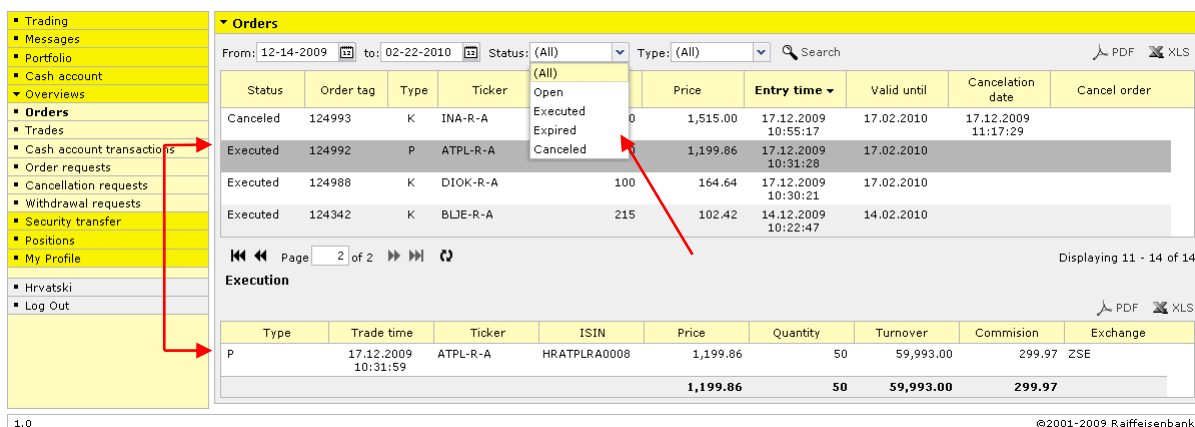
Overviews

Orders

By selecting *Overviews* → *Orders* in the main menu, you can monitor statuses and executions of your orders.

Search can be conducted according to the following settings:

- *From* – date from which you want to start the search
- *Until*⁵ – date on which you want to end the search
- *Status* – review of orders by their status. Status of orders can be:
 - *All* – all orders
 - *Open* – order has been opened and listed in the stock exchange trading system
 - *Executed* – order has been completely executed
 - *Expired* – order validity period has expired and order has been withdrawn from the stock exchange trading system
 - *Cancelled* – order has been cancelled
- *Type* – review of orders by type. Type of order can be:
 - *All* – all orders
 - *Buy*
 - *Sell*



The screenshot shows the 'Orders' overview page. The main table lists several orders, including one with status 'Executed' and ticker 'ATPL-R-A'. A dropdown menu is open over the 'Status' column, showing options: (All), Open, Executed, Expired, and Canceled. Below the main table is an 'Execution' table with columns for Type, Trade time, Ticker, ISIN, Price, Quantity, Turnover, Commission, and Exchange. The interface also includes search filters for 'From' and 'to' dates, and 'Status' and 'Type' dropdowns.

If you select an order that has been executed completely or in part, information on order execution will appear in the *Execution* table.

By clicking on  PDF and  XLS you can select the screen to be printed in .pdf or .xls format.

⁵ date entered into the *Until* field cannot be any future date

Transactions

By selecting *Overviews* → *Transactions* in the main menu, you open a screen with review of executed transactions.

Search can be conducted according to the following settings:

- *From* – date from which you want to start the search
- *Until*⁶ – date on which you want to end the search
- *Issuer* – by entering a ticker of financial instrument into the *Issuer* field you start a search of executed transactions for the selected financial instrument
- *Type* – review of executed transactions by type of orders. Order type can be:
 - *All* – all orders
 - *Buy*
 - *Sell*

Trades							
From: 11-17-2009 to: 12-17-2009 Issuer:		Type: (All) Exchange: ZSE		PDF XLS			
	Type	Ticker	Quantity	Price	Trade time	Exchange	
12498	Buy	DIOK-R-A	100	164.64 kn	17.12.2009 10:30:52	ZSE	
12499	Sell	ATPL-R-A	50	1,199.86 kn	17.12.2009 10:31:59	ZSE	
124342	Buy	BLJE-R-A	215	102.42 kn	14.12.2009 10:23:18	ZSE	
124336	Sell	ATPL-R-A	25	1,199.93 kn	11.12.2009 13:22:26	ZSE	
123212	Buy	ERNT-R-A	10	1,500.00 kn	10.12.2009 11:01:55	ZSE	
123248	Sell	THNK-R-A	2	2,199.19 kn	10.12.2009 15:38:02	ZSE	
121902	Buy	ATGR-R-A	10	530.00 kn	10.12.2009 10:56:03	ZSE	
123249	Sell	THNK-R-A	1	2,199.19 kn	10.12.2009 15:46:07	ZSE	
123157	Sell	BLJE-R-A	100	102.52 kn	10.12.2009 10:00:00	ZSE	
123179	Buy	DLKV-R-A	300	226.17 kn	08.12.2009 12:10:46	ZSE	

Page 1 of 2 Displaying 1 - 10 of 18

By clicking on  and  you can select the screen to be printed in .pdf or .xls format.

⁶ date entered into the *Until* field cannot be any future date

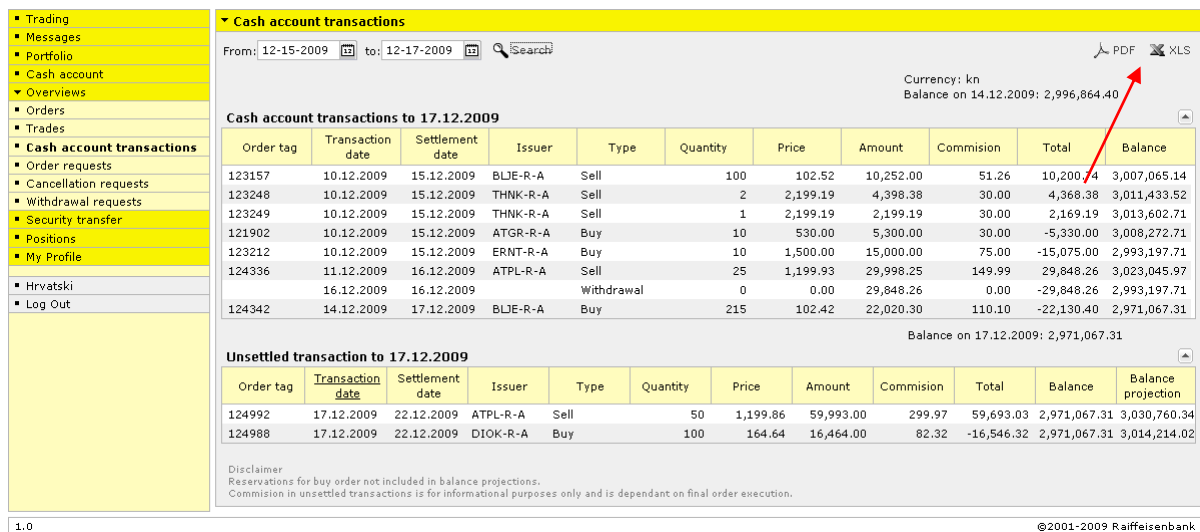
Cash account transactions

By selecting *Overviews* → *Cash account transactions* in the main menu, you open a screen with review of:

- turnover on cash account
- unsettled transactions under purchase/sale orders

Search can be conducted according to the following settings:

- *From* – date from which you want to start the search
- *Until*⁷ – date on which you want to end the search



From: 12-15-2009 to: 12-17-2009 Search PDF XLS

Currency: kn
Balance on 14.12.2009: 2,996,864.40

Cash account transactions to 17.12.2009

Order tag	Transaction date	Settlement date	Issuer	Type	Quantity	Price	Amount	Commission	Total	Balance
123157	10.12.2009	15.12.2009	BLUE-R-A	Sell	100	102.52	10,252.00	51.26	10,200.74	3,007,065.14
123248	10.12.2009	15.12.2009	THNK-R-A	Sell	2	2,199.19	4,398.38	30.00	4,368.38	3,011,433.52
123249	10.12.2009	15.12.2009	THNK-R-A	Sell	1	2,199.19	2,199.19	30.00	2,169.19	3,013,602.71
121902	10.12.2009	15.12.2009	ATGR-R-A	Buy	10	530.00	5,300.00	30.00	-5,330.00	3,008,272.71
123212	10.12.2009	15.12.2009	ERNT-R-A	Buy	10	1,500.00	15,000.00	75.00	-15,075.00	2,993,197.71
124336	11.12.2009	16.12.2009	ATPL-R-A	Sell	25	1,199.93	29,998.25	149.99	29,848.26	3,023,045.97
	16.12.2009	16.12.2009		Withdrawal	0	0.00	29,848.26	0.00	-29,848.26	2,993,197.71
124342	14.12.2009	17.12.2009	BLUE-R-A	Buy	215	102.42	22,020.30	110.10	-22,130.40	2,971,067.31

Balance on 17.12.2009: 2,971,067.31

Unsettled transaction to 17.12.2009

Order tag	Transaction date	Settlement date	Issuer	Type	Quantity	Price	Amount	Commission	Total	Balance	Balance projection
124992	17.12.2009	22.12.2009	ATPL-R-A	Sell	50	1,199.86	59,993.00	299.97	59,693.03	2,971,067.31	3,030,760.34
124988	17.12.2009	22.12.2009	DIOK-R-A	Buy	100	164.64	16,464.00	82.32	-16,546.32	2,971,067.31	3,014,214.02

Disclaimer
Reservations for buy order not included in balance projections.
Commission in unsettled transactions is for informational purposes only and is dependant on final order execution.

1.0 ©2001-2009 Raiffeisenbank

By clicking on  and  you can select the screen to be printed in .pdf or .xls format.

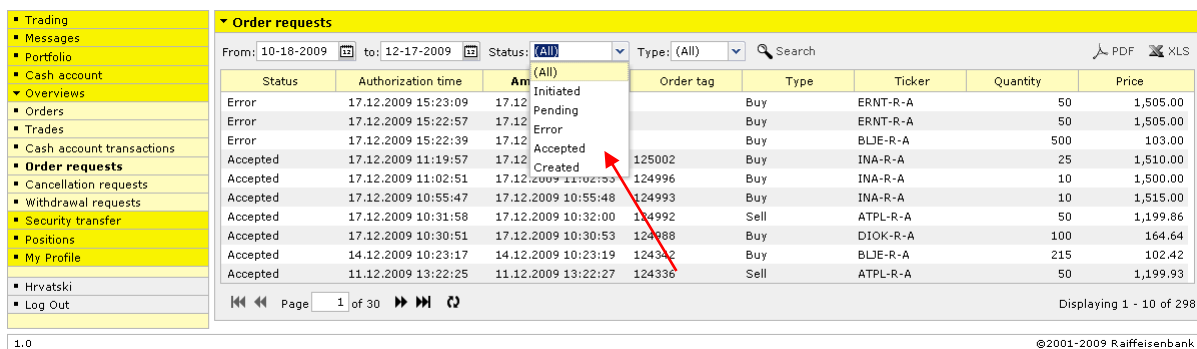
⁷ date entered into the *Until* field cannot be any future date

Order requests

By selecting *Overviews* → *Order requests* in the main menu, you can monitor statuses of your orders for purchase and sale of financial instruments.

Search can be conducted according to the following settings:

- *From* – date from which you want to start the search
- *Until*⁸ – date on which you want to end the search
- *Status* – review of orders by status. Status of orders can be:
 - *All* – all orders
 - *Initiated*
 - *Pending*
 - *Error*
 - *Accepted*
 - *Created*
- *Type* – review of orders by type. Type of order can be:
 - *All* – all orders
 - *Buy*
 - *Sell*



Status	Authorization time	Am	Order tag	Type	Ticker	Quantity	Price
Error	17.12.2009 15:23:09	17.12		Buy	ERNT-R-A	50	1,505.00
Error	17.12.2009 15:22:57	17.12		Buy	ERNT-R-A	50	1,505.00
Error	17.12.2009 15:22:39	17.12		Buy	BLJE-R-A	500	103.00
Accepted	17.12.2009 11:19:57	17.12	125002	Buy	INA-R-A	25	1,510.00
Accepted	17.12.2009 11:02:51	17.12	124996	Buy	INA-R-A	10	1,500.00
Accepted	17.12.2009 10:55:47	17.12	124993	Buy	INA-R-A	10	1,515.00
Accepted	17.12.2009 10:31:58	17.12.2009 10:32:00	124992	Sell	ATPL-R-A	50	1,199.86
Accepted	17.12.2009 10:30:51	17.12.2009 10:30:53	124988	Buy	DIOK-R-A	100	164.64
Accepted	14.12.2009 10:23:17	14.12.2009 10:23:19	124332	Buy	BLJE-R-A	215	102.42
Accepted	11.12.2009 13:22:25	11.12.2009 13:22:27	124336	Sell	ATPL-R-A	50	1,199.93

By clicking on  and  you can select the screen to be printed in .pdf or .xls format.

⁸ date entered into the *Until* field cannot be any future date

Cancellation requests

By selecting *Overviews* → *Cancellation requests* in the main menu, you can monitor statuses of your requests for cancellation of orders.

Search can be conducted according to the following settings:

- *From* – date from which you want to start the search
- *Until*⁹ – date on which you want to end the search
- *Status* – review of requests by status. Status of requests can be:
 - *All* – all requests
 - *Initiated*
 - *Pending*
 - *Error*
 - *Accepted*
 - *Created*

Status	Order tag	Type	Quantity	Price	Entry time	Authorization time	Amend time
Accepted	125002	Buy	25	1,510.00	17.12.2009 11:19:27	17.12.2009 11:20:14	17.12.2009 11:20:15
Accepted	124993	Buy	10	1,515.00	17.12.2009 10:55:17	17.12.2009 11:17:29	17.12.2009 11:17:30
Accepted	124996	Buy	10	1,500.00	17.12.2009 11:02:21	17.12.2009 11:03:08	17.12.2009 11:03:09
Accepted	124336	Sell	50	1,199.93	11.12.2009 13:21:55	11.12.2009 13:40:34	11.12.2009 13:40:35
Accepted	123282	Sell	2	2,370.00	11.12.2009 11:33:57	11.12.2009 11:51:47	11.12.2009 11:51:49
Accepted	123200	Buy	50	1,511.00	08.12.2009 15:21:19	08.12.2009 15:22:07	08.12.2009 15:22:09
Accepted	123198	Buy	50	1,511.00	08.12.2009 15:17:39	08.12.2009 15:18:31	08.12.2009 15:18:33
Accepted	123128	Sell	20	1,205.00	04.12.2009 08:56:24	07.12.2009 13:47:16	07.12.2009 13:47:18
Error	123103	Sell	20	1,200.00	03.12.2009 13:04:41	07.12.2009 13:47:08	07.12.2009 13:47:08
Accepted	123126	Buy	100	102.00	04.12.2009 08:52:01	07.12.2009 09:20:46	07.12.2009 09:20:48

By clicking on  and  you can select the screen to be printed in .pdf or .xls format.

⁹ date entered into the *Until* field cannot be any future date

Withdrawal requests

By selecting *Overviews* → *Withdrawal requests* in the main menu, you can monitor statuses of your requests for withdrawal of cash.

Search can be conducted according to the following settings:

- *From* – date from which you want to start the search
- *Until*¹⁰ – date on which you want to end the search
- *Status* – review of requests by status. Status of requests can be:
 - *All* – all requests
 - *Initiated*
 - *Pending*
 - *Error*
 - *Created*

Withdrawal requests						
Status	From account	Amount	Authorization time	Amend time		
Created	1300069103	1,000.00	17.12.2009 15:19:37	17.12.2009 15:19:38		
Error	1300069103	50,000,000.00	04.12.2009 12:00:45	04.12.2009 12:00:46		
Created	1300069103	2,003.54	04.12.2009 11:43:45	04.12.2009 11:43:45		
Created	1300069103	17,116.26	04.12.2009 11:28:03	04.12.2009 11:28:03		
Created	1300069103	500.00	02.12.2009 16:37:38	02.12.2009 16:37:38		
Created	1300069103	500.00	02.12.2009 16:33:03	02.12.2009 16:33:03		
Created	1300069103	500.00	02.12.2009 16:27:30	02.12.2009 16:27:30		
Created	1300069103	500.00	02.12.2009 11:31:37	02.12.2009 11:31:37		
Created	1300069103	500.00	01.12.2009 16:42:48	01.12.2009 16:42:48		
Created	1300069103	500.00	01.12.2009 16:11:06	01.12.2009 16:11:14		

By clicking on  and  you can select the screen to be printed in .pdf or .xls format.

The cash will be withdrawn no later than one hour after the request for withdrawal has been received.


¹⁰ date entered into the *Until* field cannot be any future date

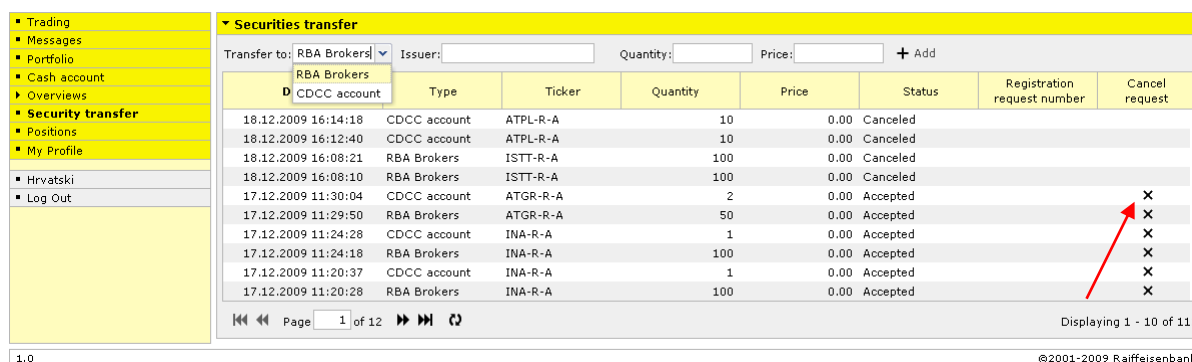
Security transfer

By selecting *Security transfer* in the main menu, you open a screen through which you can place:

- request for transfer of financial instruments into RBA Brokers account
- request for transfer of financial instruments into CDCC account → deregistration

Procedure for transfer of financial instruments into RBA Brokers account:

- select RBA Brokers in the drop down menu of the *Transfer to* field
- enter the ticker of the financial instrument you wish to transfer to the RBA Brokers account into the *Issuer* field
- enter quantity into the *Quantity* field
- enter price of the financial instrument into the *Price* field – if the *Price* field remains empty, for calculation of current portfolio value eBroker will use closing price of the previous trading day for the selected financial instrument. If there are no historical data on price movements for the selected financial instrument, eBroker will use the price of 0,00 kn for calculation of the current portfolio value
- click 



Security transfer								
Transfer to: RBA Brokers		Issuer:	Quantity:	Price:	+ Add			
	D	Type	Ticker	Quantity	Price	Status	Registration request number	Cancel request
18.12.2009 16:14:18	CDCC account	CDCC account	ATPL-R-A	10	0.00	Canceled		
18.12.2009 16:12:40	CDCC account	CDCC account	ATPL-R-A	10	0.00	Canceled		
18.12.2009 16:08:21	RBA Brokers	RBA Brokers	ISTT-R-A	100	0.00	Canceled		
18.12.2009 16:08:10	RBA Brokers	RBA Brokers	ISTT-R-A	100	0.00	Canceled		
17.12.2009 11:30:04	CDCC account	CDCC account	ATGR-R-A	2	0.00	Accepted		X
17.12.2009 11:29:50	RBA Brokers	RBA Brokers	ATGR-R-A	50	0.00	Accepted		X
17.12.2009 11:24:28	CDCC account	CDCC account	INA-R-A	1	0.00	Accepted		X
17.12.2009 11:24:18	RBA Brokers	RBA Brokers	INA-R-A	100	0.00	Accepted		X
17.12.2009 11:20:37	CDCC account	CDCC account	INA-R-A	1	0.00	Accepted		X
17.12.2009 11:20:28	RBA Brokers	RBA Brokers	INA-R-A	100	0.00	Accepted		X


Page 1 of 12 Displaying 1 - 10 of 112

After your request for transfer of financial instruments has been received and processed, you will receive a message containing *Registration request number*. To end the transfer procedure please contact CDCC at +385 1 4607 300 and follow the instructions of the voice machine.

The transfer procedure is described in the section *Starting with eBroker service → Transfer of financial instruments*.

By clicking on **X** in the *Cancel request* column, you cancel the request for transfer of financial instruments.

Procedure for transfer of financial instruments into CDCC account:

- select *CDCC account* in the drop down menu of the *Transfer to* field
- enter the ticker of the financial instrument you wish to transfer into the *Issuer* field
- enter quantity into the *Quantity* field
- click 

- Trading
- Messages
- Portfolio
- Cash account
- Overviews
- Security transfer**
- Positions
- My Profile
- Hrvatski
- Log Out

Security transfer

Transfer to: RBA Brokers | Issuer: | Quantity: | Price: + Add

	D CDCC account	Type	Ticker	Quantity	Price	Status	Registration request number	Cancel request
18.12.2009 16:14:18	CDCC account	ATPL-R-A		10	0.00	Canceled		
18.12.2009 16:12:40	CDCC account	ATPL-R-A		10	0.00	Canceled		
18.12.2009 16:08:21	RBA Brokers	ISTT-R-A		100	0.00	Canceled		
18.12.2009 16:08:10	RBA Brokers	ISTT-R-A		100	0.00	Canceled		
17.12.2009 11:30:04	CDCC account	ATGR-R-A		2	0.00	Accepted		✘
17.12.2009 11:29:50	RBA Brokers	ATGR-R-A		50	0.00	Accepted		✘
17.12.2009 11:24:28	CDCC account	INA-R-A		1	0.00	Accepted		✘
17.12.2009 11:24:18	RBA Brokers	INA-R-A		100	0.00	Accepted		✘
17.12.2009 11:20:37	CDCC account	INA-R-A		1	0.00	Accepted		✘
17.12.2009 11:20:28	RBA Brokers	INA-R-A		100	0.00	Accepted		✘

Page 1 of 12 | Displaying 1 - 10 of 112

By clicking on ✘ in the *Cancel request* column, you cancel the request for transfer of financial instruments.

Positions

By selecting *Positions* in the main menu, you open a screen with the list of financial instruments that are available for sale.

Quantity represents balance of financial instruments on your account at CDCC registered with RBA increased (reduced) by the executed unsettled purchase (sale) transactions.

Positions			
CDCC account: 5203791			
Issuer	Ticker	Quantity	
AD Plastik d.d.	ADPL-R-A	243	
ATLANTIC GRUPA	ATGR-R-A	10	
Atlantska plovodba d.d.	ATPL-R-A	448	
BELJE d.d.	BLJE-R-A	515	
Dalekovod d.d.	DLKV-R-A	300	
Dioki d.d.	DIOK-R-A	258	
Elektropromet d.d.	ELPR-R-A	100	
Ericsson Nikola Tesla d.d.	ERNR-R-A	10	
HT D.D.	HT-R-A	480	
INA D.D.	INA-R-A	5	
Jadroplov d.d.	JDPL-R-A	100	
Kraš d.d.	KRAS-R-A	100	
TLM TVORNICA LAKIH METALA D.D.	TLM-R-A	70	
Tankerska plovodba d.d.	TNPL-R-A	10	
Tehnika d.d.	THNK-R-A	9	
VETERINA D.D.	VERN-R-A	100	

By clicking on  and  you can select the screen to be printed in .pdf or .xls format.

My Profile

By selecting *My Profile* in the main menu, you get an insight into the details of your user account. Data contained in the *My Profile* can be changed at retail outlets of Raiffeisenbank Austria d.d.

<ul style="list-style-type: none">TradingMessagesPortfolioCash accountOverviewsSecurity transferPositionsMy ProfileHrvatskiLog Out	<p>My Profile</p> <p>Surname and name:</p> <p>Address:</p> <p>Contact address:</p> <p>E-mail:</p> <p>Phone:</p> <p>Credit reference code:</p> <p>Settlement account number (CDC account):</p> <p>Cash account number:</p> <p>Withdrawals on sell order:</p>
--	--

1.0 ©2001-2009 Raiffeisenbank

Document change history

<i>Date of change</i>	<i>Change</i>
17.03.2010	Starting with eBroker service Payment of cash Transfer of financial instruments
08.04.2010	Trading in financial instruments Placing and canceling orders
13.01.2011	Portfolio
31.08.2011	Log-in to eBroker service – mToken authorization
19.03.2012	Trading in financial instruments – top 50 orders and transactions
20.05.2014	Order modify functionality added
30.09.2015	Integration of eBroker into iDIREKT internet banking